


# Funds Transfer Instructions: Standard Chartered Bank



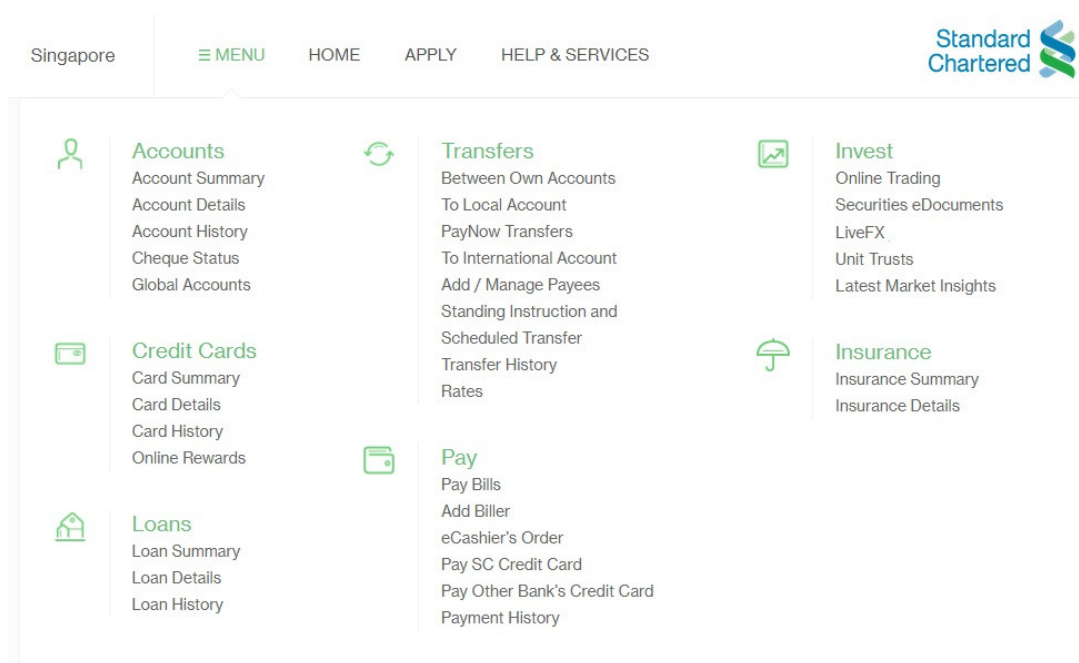
# Transfer Instructions: One-time Transfer

## Step 1

Log in to your Standard Chartered online banking account

## Step 2

In 'Menu' > go to 'Transfers' > click on 'To Local Account'



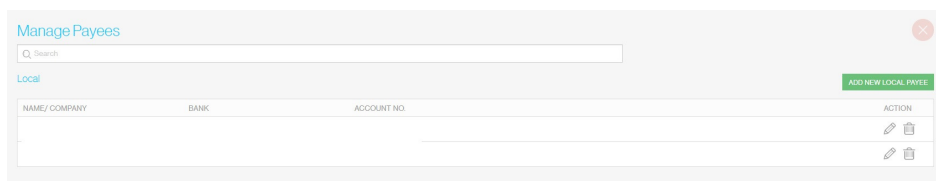
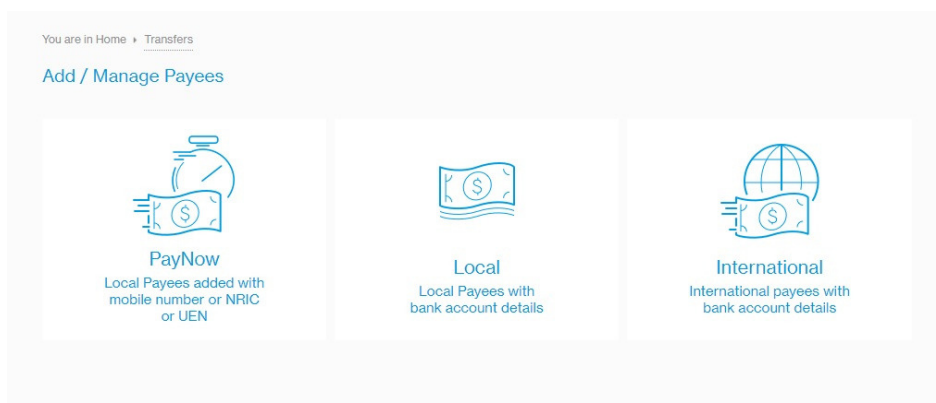
## Step 3

Follow the onscreen prompts to authenticate your login.

# Transfer Instructions: One-time Transfer

## Step 4

Select 'Local Payees with bank account details' > 'Add new local payee' > and enter Syfe's account information (below) on the next screen.



**Add New Local Payee** STEP 1 OF 2

Payee Type	Interbank Payee (IBFT)		
Payee Name	Syfe Pte Ltd Clients AC		
Payee Account Number	0720110196	Payee Account Currency	SGD
Bank	DBS BANK LIMITED		
Short Name	Syfe		

**Notes:**

- If you have selected the Payee Type as Interbank Payee (IBFT), please note that you are required to fill up the Payee Name.
- Funds transfers will be processed solely based on the Payee Account Number, and not the Payee Name. The Payee Name is required to be entered for reference only.
- Please note that the bank will not validate the accuracy of the payee account number as such information is not available to us. If you are unsure, please check with the respective payee bank.
- In line with the industry-wide Interbank GIRO upgrade, w.e.f. from 23 March 2015, if you are adding a new HSBC, OCBC, or SBI account to make transactions, you will need to provide the full account number, which includes the bank's old branch code prefixed as the first 3 digits. For more information, please refer to our FAQs [here](#).
- Please note that you are unable to add your SECURITIES ACCOUNTS as a payee for Third Party Funds Transfer.

**Recipient name: Syfe Pte Ltd Clients AC**  
**Recipient bank: DBS Bank**  
**Account number: 0720110196**  
**Swift/BIC Code: DBSSSGSG**

[NEXT](#)

# Transfer Instructions: One-time Transfer

## Step 5

Confirm details and follow instructions onscreen to add Syfe as your new Local Payee.

Add New Local Payee STEP 2 OF 2

Please confirm the details of your new local payee.

Payee Type	Interbank Payee (IBFT)
Payee Name	Syfe Pte Ltd Clients AC
Payee Account Number	072011036
Currency	SGD
Bank	DBS BANK LIMITED
Short Name	Syfe

BACK CONFIRM

Add New Local Payee STEP 3 OF 3

We are authenticating your transaction

**Step 1**  
Open your SC Mobile App or tap on the push notification that we sent

Didn't receive it?  
[RESEND NOTIFICATION](#)  
You can resend in 9 seconds

→

**Step 2**  
Tap on "Approve"

→

**Step 3**  
Enter the 6-digit PIN for your SC Mobile Key

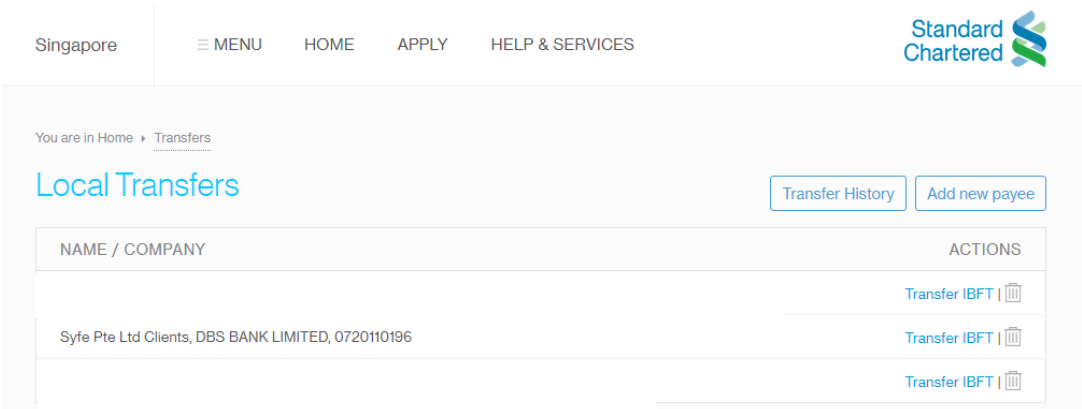
Don't have connection on your registered mobile device? [Generate Offline PIN](#)

# Transfer Instructions: One-time Transfer

## Step 6

Go to 'Transfers' and click 'Transfer IBFT' beside Syfe's payee details.

Enter the amount to be transferred and fill in your Portfolio Reference Code in the 'Description' field. Click 'Next' to confirm your transfer.




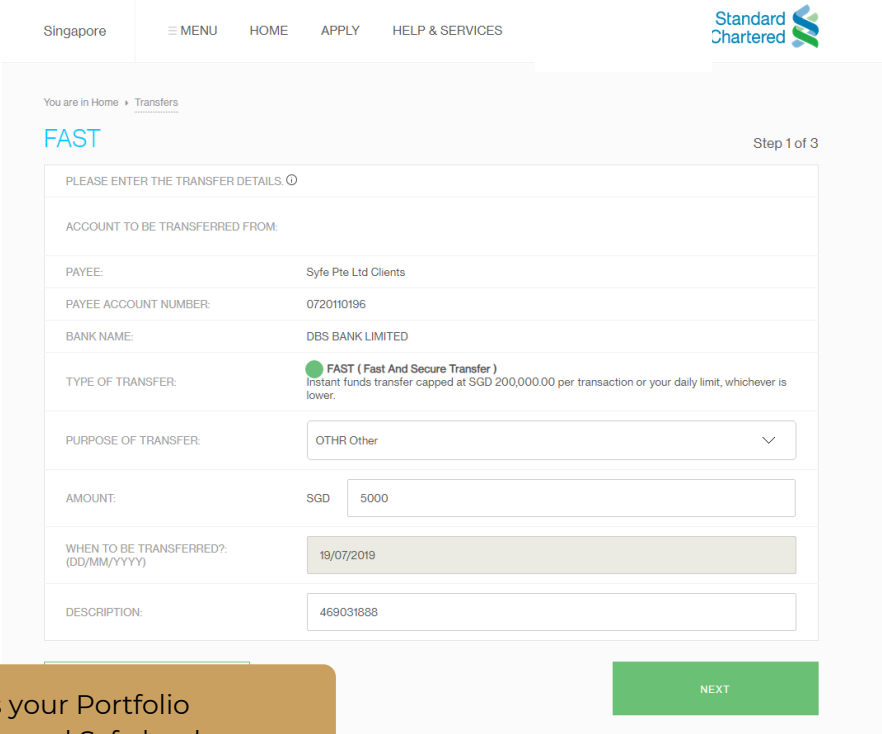
Singapore MENU HOME APPLY HELP & SERVICES

You are in Home » Transfers

Local Transfers

Transfer History Add new payee

NAME / COMPANY	ACTIONS
Syfe Pte Ltd Clients, DBS BANK LIMITED, 0720110196	Transfer IBFT   



Singapore MENU HOME APPLY HELP & SERVICES

You are in Home » Transfers

FAST Step 1 of 3


PLEASE ENTER THE TRANSFER DETAILS. ⓘ

ACCOUNT TO BE TRANSFERRED FROM:

PAYEE: Syfe Pte Ltd Clients

PAYEE ACCOUNT NUMBER: 0720110196

BANK NAME: DBS BANK LIMITED

TYPE OF TRANSFER:  FAST ( Fast And Secure Transfer )  
Instant funds transfer capped at SGD 200,000.00 per transaction or your daily limit, whichever is lower.

PURPOSE OF TRANSFER: OTHR Other

AMOUNT: SGD 5000

WHEN TO BE TRANSFERRED?: (DD/MM/YYYY) 19/07/2019

DESCRIPTION: 469031888

NEXT

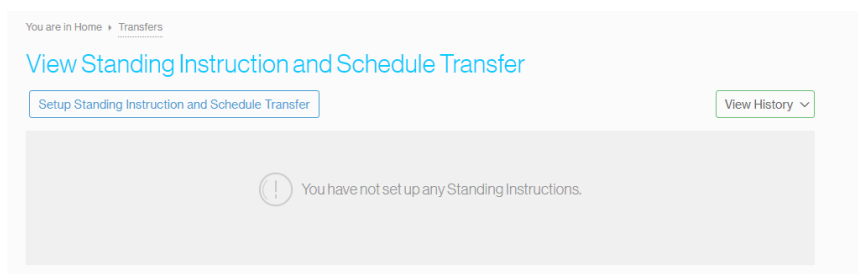
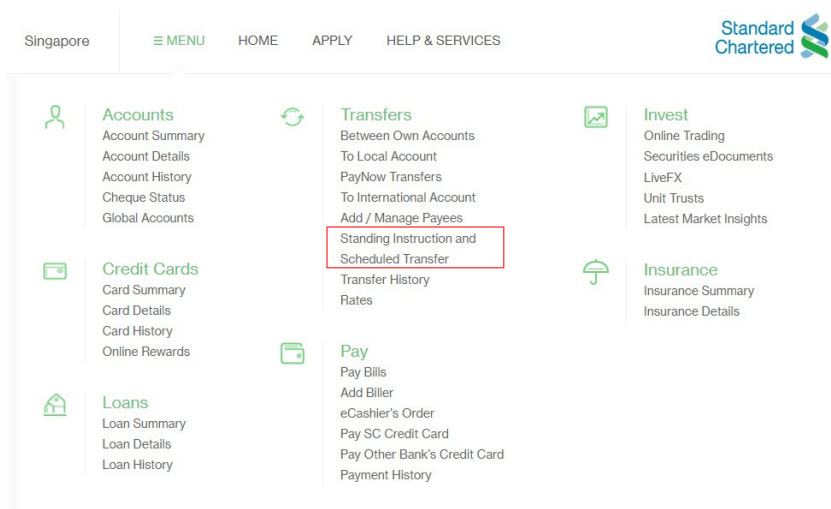
You can access your Portfolio Reference Code and Syfe bank transfer details by logging back into your Syfe account and clicking 'Start Portfolio'.

# Transfer Instructions: Recurring Transfer

## Step 1

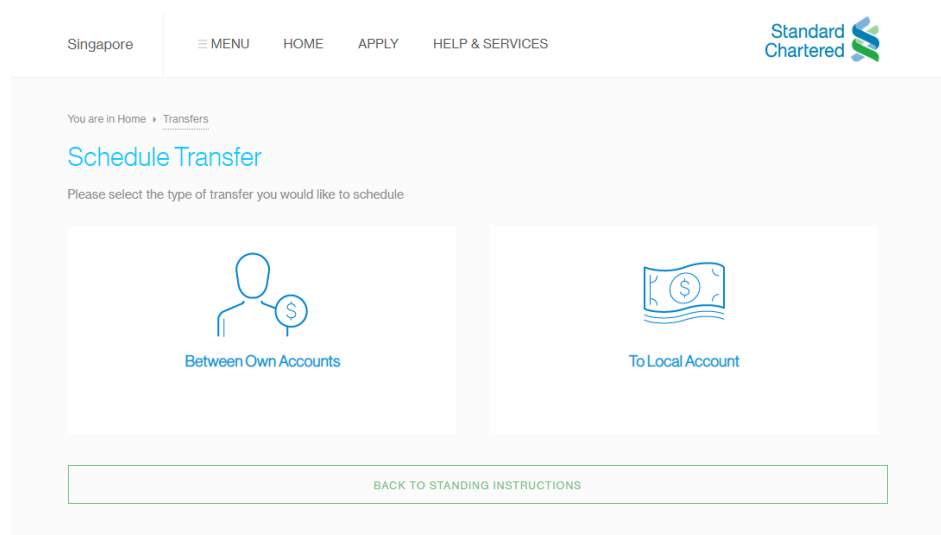
After logging in, go to 'Transfers' and click 'Standing Instruction and Scheduled Transfer'.

Click 'Setup Standing Instruction and Scheduled Transfer'



## Step 2

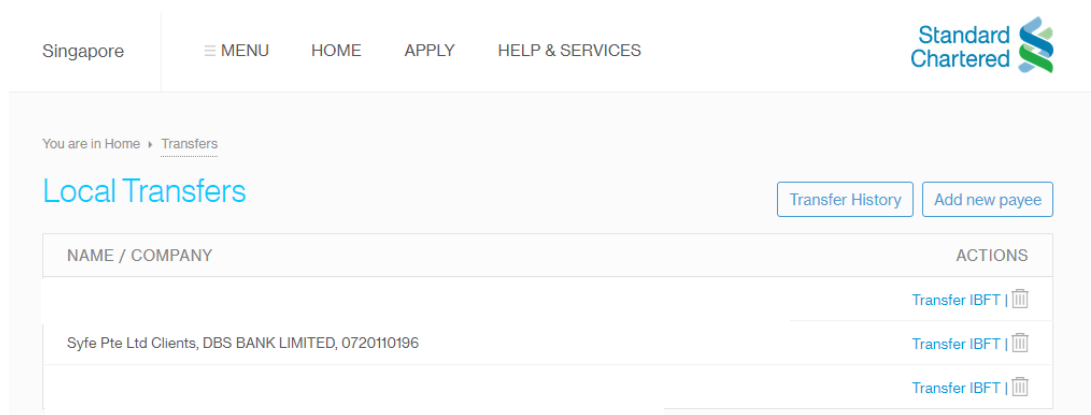
Schedule transfer to 'A Local Account'



# Transfer Instructions: Recurring Transfer

## Step 3

Click 'Transfer IBFT' beside Syfe's payee details. If Syfe has not been set up as a new payee, follow the instructions listed in Transfer Instructions: One-time Transfer.



Singapore MENU HOME APPLY HELP & SERVICES

You are in Home » Transfers

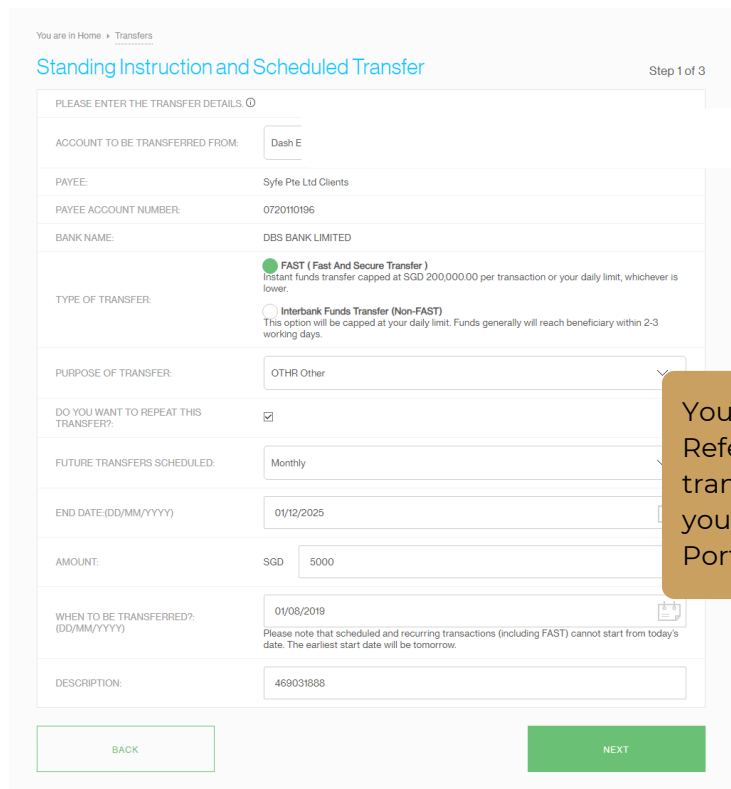
Local Transfers

Transfer History Add new payee

NAME / COMPANY	ACTIONS
Syfe Pte Ltd Clients, DBS BANK LIMITED, 0720110196	Transfer IBFT

## Step 4

You may schedule the frequency and amount of your transfers by entering the relevant information. Key in your Portfolio Reference Code under 'Description'.



You are in Home » Transfers

Standing Instruction and Scheduled Transfer Step 1 of 3

PLEASE ENTER THE TRANSFER DETAILS: ⓘ

ACCOUNT TO BE TRANSFERRED FROM: Dash E

PAYEE: Syfe Pte Ltd Clients

PAYEE ACCOUNT NUMBER: 0720110196

BANK NAME: DBS BANK LIMITED

TYPE OF TRANSFER:   
☒ FAST (Fast And Secure Transfer)   
Instant funds transfer capped at SGD 200,000.00 per transaction or your daily limit, whichever is lower.   
☐ Interbank Funds Transfer (Non-FAST)   
This option will be capped at your daily limit. Funds generally will reach beneficiary within 2-3 working days.

PURPOSE OF TRANSFER: OTHER Other

DO YOU WANT TO REPEAT THIS TRANSFER? ☒

FUTURE TRANSFERS SCHEDULED: Monthly

END DATE (DD/MM/YYYY): 01/12/2025

AMOUNT: SGD 5000

WHEN TO BE TRANSFERRED?: 01/08/2019   
Please note that scheduled and recurring transactions (including FAST) cannot start from today's date. The earliest start date will be tomorrow.

DESCRIPTION: 469031088

BACK NEXT

You can access your Portfolio Reference Code and Syfe bank transfer details by logging back into your Syfe account and clicking 'Start Portfolio'.

Confirm your standing instruction and scheduled transfer details to set your recurring deposits.